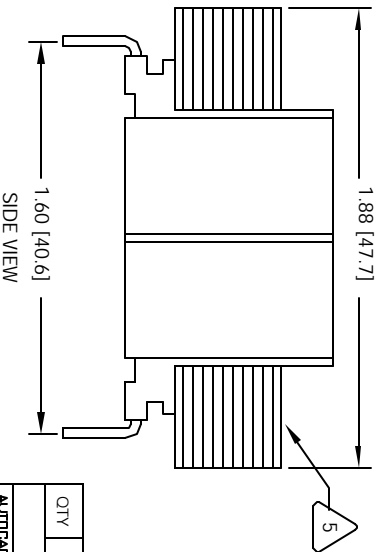
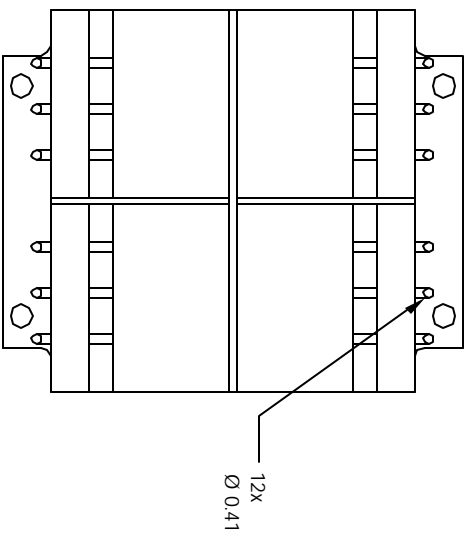
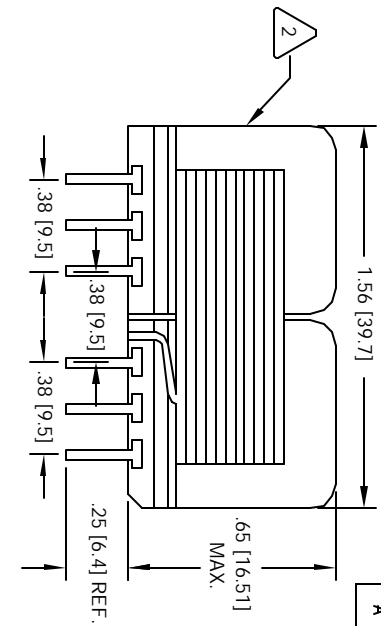
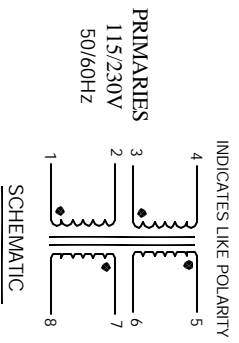


The information contained in this drawing is the sole property of CWS/Epilink and may be reproduced in part or whole without written permission of CWS/Epilink, its producer.

REVISION HISTORY

REV	ECN	DESCRIPTION	SIGN & DATE			
A		PRODUCTION RELEASE	BY	DATE	CHK	DATE
			TKK	4/15/05	JLJU	4/15/05



- 5 WHERE SHOWN, USING A PERMANENT MARKING METHOD  
MARK PART NUMBER AND REVISION
- CONTRACT CWS FOR MORE INFORMATION  
BUT NOT CERTIFIED OR TESTED BY THESE AGENCIES  
DESIGNED TO MEET UL, CSA, TUV STANDARDS,  
CONCENTRIC CONSTRUCTION
- 4 CONSTRUCTION:
- PRIMARY INPUT VOLTAGE (2+3) = 230 VAC, 50/60 HZ  
PRIMARY INPUT VOLTAGE (1+3, 4+2) = 115 VAC, 50/60 HZ  
PARALLEL CONNECTION (5+7, 6+8) = 6.3V @ 400 MA  
SERIES CONNECTION (6+7) = 12.6V C.T. @ 200 MA  
SECONDARY RMS RATING: -  
VOLT-AMPERES RATING = 2.5 VA
- 3 SPECIFICATIONS @ 25°C
- WIRE: UL RECOGNIZED 130°C RATED MAGNET WIRE  
CWS BYTEMARK OR OTHER APPROVED PART
- 2 CORE: 50 Hz / 60 Hz LAMINATION
- BOBBIN RATING CLASS B (130°C) REQUIRED
- 1 MATERIAL: UL RECOGNIZED 94V-0 FOR FLAMMABILITY
- NOTES: UNLESS OTHERWISE SPECIFIED,  
READ NOTES FROM BOTTOM TO TOP

UNLESS OTHERWISE SPECIFIED  
DIMENSIONING AND TOLERANCES PER ANSI Y14.1M  
ALL DIMENSIONS ARE IN INCHES AND (PARENTHESES)  
TOLERANCES UNLESS OTHERWISE SPECIFIED:  
DIMENSIONS IN INCHES: .0005-.0010  
DIMENSIONS IN MILLIMETERS: .005-.010  
ANGULAR DIMENSIONS: ±.0010  
DO NOT SCALE DRAWING

QTY	CODE IDENT	MFG. P/N	DESCRIPTION	ITEM NO.
			<b>PARTS LIST</b>	
	AUTOCAD SOLIDWORKS	X		
	SIGN	DATE	TITLE	
	TKK	4/15/05	Power Transformer	
	BRND JLJU	4/15/05	EPL Series, 2.5VA, 0.65" High	
	ENGR KSLUM	4/16/05		
	APPR. JLJU	4/15/05		
		SCALE	SIZE (INCHES)	REV
		2=1	B	A
			EPL-2.5-12	
			SHEET 1 OF 1	